

**NIKWAX®**  
WATERPROOFING



# Aftercare Guide



**HOW TO CLEAN, WATERPROOF,  
CONDITION & PROTECT YOUR OUTDOOR  
CLOTHING, FOOTWEAR & EQUIPMENT**

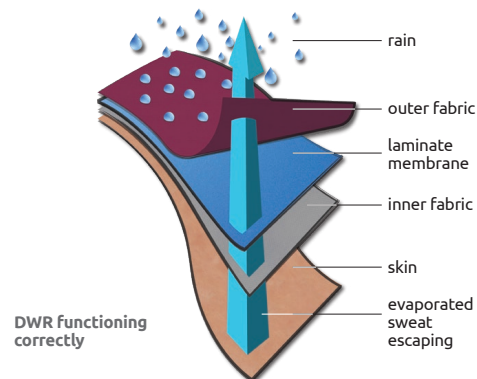
EASIER | SAFER | DRIER

# Why do I need Nikwax aftercare?

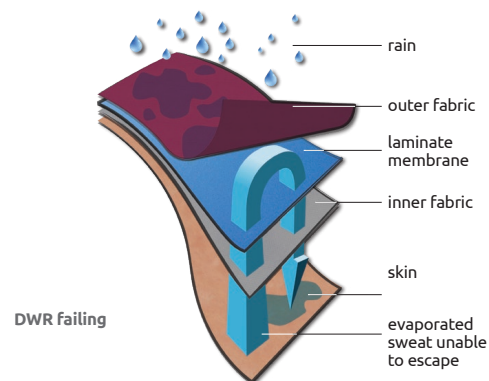


**Using Nikwax aftercare products will help your gear perform better for longer, to keep you warm, dry, comfortable and save you money.**

Most waterproof outdoor clothing, footwear and gear has a coating on the outside called a 'Durable Water Repellent' finish, or DWR. This finish is what causes water to bead up on your gear. When functioning correctly, it allows moisture vapour to escape, whilst preventing water from entering.



Over time, dirt, body oils and other contaminants can degrade the DWR causing your gear to 'wet out'. However, cleaning with normal household detergents leaves behind water-attracting residues that can impair the DWR. When the DWR fails, the fabric soaks up water. This means its breathability is reduced as water vapour is unable to escape, causing you to get wet from the inside.



The DWR and breathability of your waterproof clothing, footwear and equipment can be restored by cleaning and waterproofing with Nikwax's award-winning aftercare range.



# Easier, Safer, Drier: the Nikwax philosophy

All Nikwax aftercare products are easy to use, safe for you and the environment, and will ensure you stay warm and dry whatever the weather.

## Easier

- Easy application: wash-in by machine (or by hand), spray or sponge-on
- Can be applied directly to gear while still wet
- No heat activation (i.e. tumble drying or ironing) required

## Safer

- Water-based products
- No harmful solvents
- No aerosol propellants
- No fluorocarbon chemicals (PFCs)

## Drier

- High performance products that use our innovative water-based technology to keep you dry
- Decades of scientific knowledge, expertise and development keep our products at the forefront of waterproofing technology



EASIER | SAFER | DRIER

At Nikwax we pride ourselves on high performance products with the lowest environmental impact. We have always firmly believed in protecting the environment and that's why we're the only aftercare company in the world never to have used harmful fluorocarbons in our range.

## Fluorocarbon-free

This is a serious issue for us. We have always considered fluorocarbon (PFC) based products to be hazardous. Recent evidence has proven they persist in the environment and can have serious health implications for humans.



## Water-based

We never use harmful solvents. All our products are water-based and so are non-flammable and safe to use at home.

## No Aerosols

We don't – and never have – used propellant gases which increase the alarming rate of global warming.

## Not Heat Activated

Unlike many products available, the Nikwax range does not need to be tumble-dried to be activated; this is more convenient, conserves electricity and is kinder to the environment.

## Restricted chemicals policy

We go over and above the current legal restrictions on chemical use. A full list of all the chemicals we prohibit is published on our website.

We make every effort to minimise our impact on the environment and people's health. In 2014 we became one of just 13 companies in the UK that year, and the only outdoor company to date, to achieve a **Queen's Award for Enterprise in Sustainable Development**.

The award is Britain's highest accolade for business success and was achieved through our continued commitment to sustainable practices. It celebrates the consistent development of products and approaches to management that are commercially successful and have major benefits for the environment and society.



# Choose the right Nikwax aftercare products for your outdoor gear



**This guide will help you select the best Nikwax products to care for your gear and show you how to apply them in order to achieve the greatest results.**

Each product can be easily identified by the colour of its bottle cap:

## **Green for cleaning**

Gear should always be cleaned with the appropriate Nikwax product before it is proofed. Household detergents can damage the durable water repellency (DWR), but our high performance cleaners safely remove dirt whilst reviving the DWR. You can also apply Nikwax cleaners directly to fabrics as a stain or grease remover

## **Purple for proofing**

Nikwax waterproofing products add DWR and revive breathability. They last for several washes and do not need to be reapplied every time you wash with a Nikwax cleaner.

Some Nikwax waterproofing products also contain UV protection to help protect your gear from harmful UV rays.

## **Methods of application**

We've created some handy icons in this guide to show you the different application options for each of our products:



**wash-in**  
machine or hand



**sponge-on**



**spray-on**



**brush-on**



# Clothing

## CLEANING

### Tech Wash®

Technical cleaner for waterproof textiles that removes dirt and detergent residues, while revitalising breathability and restoring water repellency.

Also available as a Travel Gel.

Great for cleaning:

- Waterproof breathable clothing
- Synthetic sleeping bags



How to use:



### Down Wash Direct™

Effectively cleans, revitalises insulation and restores the water repellency of hydrophobic down clothing and sleeping bags. It will also improve the water repellency of regular (untreated) down and maintain the water resistance of the down item's outer fabric.

Great for cleaning & restoring water repellency:

- Treated and non-treated down filled sleeping bags and clothing



How to use:



## WATERPROOFING

### TX.Direct®

The world's No.1 high performance waterproofing for breathable waterproof clothing that is easy, safe and quick to use. Fluorocarbon-free, solvent-free and does not require tumble drying.

Great for waterproofing:

- Garments with membranes such as GORE-TEX® and eVENT® and synthetic-filled items



How to use:



Garments with waterproof, breathable fabrics



Garments with wicking or absorbent liners



# Clothing

## WATERPROOFING

### Softshell® Proof

High performance waterproofing for softshell fabrics that is easy, safe and quick to use. Fluorocarbon-free, solvent-free and does not require tumble drying.

Great for waterproofing:

- Softshell® fabrics such as Windstopper®, Windbloc® and Schoeller®



How to use:



Garments with waterproof, breathable fabrics



Garments with wicking or absorbent liners



### Polar Proof®

Wash-in waterproofing for fleece. Maintains the air gap between the fibres, keeping the wearer warm and comfortable while repelling water from the surface in wet or humid conditions. Will also reduce pilling of the fabric.

Great for waterproofing:

- Fleece items such as jackets, trousers, hats and gloves



How to use:



### Cotton Proof

Wash-in waterproofing for cotton, polycotton and canvas clothing and equipment. Adds Durable Water Repellency: reducing weight gain from water and maintaining the breathability of fabric in wet weather.

Great for waterproofing:

- Cotton and polycotton clothing such as trousers and jackets. Plus can be applied by hand to canvas rucksacks, tents and awnings



How to use:



### Down Proof

Wash-in waterproofing for down filled clothing and gear. Adds water repellency, revives insulation and breathability.

Great for waterproofing:

- Down filled sleeping bags and clothing



How to use:






# Clothing

## HOW TO USE



### Washing Machine

1. Fasten all zips and velcro flaps and place into washing machine.
2. Ensure the detergent drawer is clean of detergent build up and pour in the required amount of Nikwax **cleaner**.
3. Wash according to care label.
4. Leave garment in the machine.
5. Pour the required amount of Nikwax **waterproof** into the detergent drawer and run a second cycle.



### Spray-On


1. Protect work surface and lay your clean, wet garment flat.
2. Spray evenly from a distance of approximately 15cm.
3. Wait for 2 minutes then remove any surplus product with a damp cloth.



### Hand Wash

1. Add required amount of Nikwax **cleaner** to hand warm water.
2. Immerse items and agitate to mix.
3. Leave to soak for 5-10 mins.
4. Rinse thoroughly until water runs clear.
5. Repeat with Nikwax **waterproof**.

## HOW TO USE



### Drying

With Nikwax there is no need to tumble dry or iron to activate water repellency.

For best results with **down gear**, spin dry on a slow spin 3 times, then if the care label allows, tumble dry on a low setting until 'clumps' have disappeared. Teasing the item regularly during the drying process will help restore loft to the down.

*Before*

*After*



Learn more at  YouTube Nikwax Global

# Footwear

## CLEANING

### Footwear Cleaning Gel

A soap-based cleaner that removes embedded dirt from footwear while revitalising water repellency.

Great for cleaning:

- All types of footwear, including those with GORE-TEX® membranes



How to use:



### Sandal & Sports Shoe Wash

A sponge-on cleaner for sandals and barefoot footwear, designed to safely clean and deodorise. Leaves footwear with a fresh smelling fragrance.

Great for cleaning:

- All types of sandals and barefoot footwear, including synthetic, fabric and leather materials



How to use:



## WATERPROOFING

### Fabric & Leather Proof

Sponge or spray-on waterproofing for mixed fabric and leather footwear. Waterproofs and maintains breathability.

Great for waterproofing:

- Any fabric, leather or fabric and leather combination footwear



How to use:



## WATERPROOFING

### Nubuck & Suede Proof

Sponge or spray-on waterproofing for nubuck and suede footwear. Waterproofs and maintains breathability.

Great for waterproofing:

- Any textured leather footwear, such as nubuck and suede



How to use:



### Waterproofing Wax for Leather

Waterproofing cream that can be used on both wet or dry leather and once applied will provide immediate water repellent protection. Adds water repellency, reduces water absorption and maintains breathability. Available in neutral and black.

Great for waterproofing:

- Any smooth leather footwear



How to use:



### Waterproofing Wax for Leather Liquid

Waterproofing liquid for smooth leather footwear. Adds water repellency that maintains support and breathability. Available in neutral, brown and black.

Great for waterproofing:

- Any smooth leather footwear



How to use:





# Footwear

## WATERPROOFING

### Conditioner for Leather

A sponge-on waterproofing conditioner for full grain leather that revives breathability, softens and waterproofs.

Great for waterproofing & conditioning:

- Smooth leather footwear in need of softening or breaking in



How to use:



## HOW TO USE

### Sponge and Spray-On

1. Clean off mud and muck under running water, using a soft nylon brush if needed.
2. Using the sponge applicator press against footwear to apply the Nikwax Footwear cleaner. Rinse with clean water.
3. Apply appropriate Nikwax footwear waterproofer generously over entire surface area. Remove any surplus product with a damp cloth.
4. Waterproofing Wax for Leather gives immediate protection. For footwear treated with all other waterproofing products allow to air dry before use.



# Baselayers

Baselayers help regulate your body temperature when you're active by moving sweat away from the body and into the air. The fabrics used are highly wicking (they spread moisture out over a large area), fast drying and breathable.

Correct aftercare is essential for your baselayers to maintain these properties and prevent them from becoming stinky!

Washing with normal household detergents and fabric conditioners will impair the wicking properties of the fabrics. Also, they do not fully remove odours or stop them from building up in the fabric when in use, they simply mask them with perfumes.

Nikwax offers a range of sweatproofing products that safely clean and freshen your baselayers, while improving their wicking performance.



## CLEANING

### BaseWash®

A mild detergent that removes dirt, sweat and embedded odours, while enhancing wicking and drying time of synthetic next-to-skin clothing.

Also available as a Travel Gel.

Great for cleaning & conditioning:

- Base layers
- Active wear: running and fitness clothing, gym wear, team sports kit, cycling clothing



How to use:



Learn more at YouTube Nikwax Global

# Baselayers

## CLEANING

### Wool Wash

A mild detergent that removes dirt, sweat and embedded odours, while softening and enhancing wicking and drying time of wool next-to-skin clothing.

Also available as a Travel Gel.

Great for cleaning & conditioning:

- Merino wool baselayers
- Active wear: running and fitness clothing, gym wear, team sports kit, cycling clothing



How to use:



## CONDITIONING

### BaseFresh®

A performance laundry additive for all technical underwear, baselayers and wicking clothing worn next to the skin. Deodorises, inhibits the build-up of body odours, accelerates drying and improves cooling efficiency.

Great for conditioning:

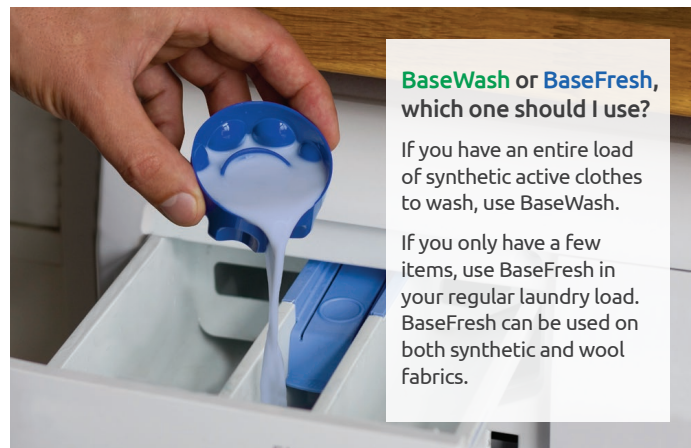
- Synthetic and wool base layers
- Active wear: running and fitness clothing, gym wear, team sports kit, cycling clothing



How to use:



Clean clothing with regular detergent and add BaseFresh to the conditioner drawer



### BaseWash or BaseFresh, which one should I use?

If you have an entire load of synthetic active clothes to wash, use BaseWash.

If you only have a few items, use BaseFresh in your regular laundry load. BaseFresh can be used on both synthetic and wool fabrics.

## HOW TO USE

### Cleaning - BaseWash and Wool Wash

#### Washing Machine

1. Place item(s) into washing machine.
2. Add product to clean detergent drawer.
3. Wash according to care label.

#### Hand Wash

1. Immerse items in hand warm water.
2. Add product.
3. Rinse 3 times in clean water.

BaseWash and Wool Wash can be used neat, before washing, to treat stubborn stains.

### Conditioning - BaseFresh

Nikwax BaseFresh is used in place of your regular fabric conditioner alongside your normal household detergent. It can therefore be used with more aggressive detergents and cleaners to remove stubborn stains, such as chain oil. BaseFresh can also be used on all your laundry, not just baselayers.

#### Washing Machine

1. Place item(s) in washing machine (with normal laundry load).
2. Use usual amount of regular detergent.
3. Add BaseFresh to fabric conditioner drawer.
4. Wash according to care label.

#### Drying

After washing with any Nikwax baselayer product, air dry or tumble dry on a low setting if care label allows.

Learn more at YouTube Nikwax Global



# Tent & Gear

## CLEANING & WATERPROOFING

### Tent & Gear SolarWash

Spray-on technical cleaner & UV blocker for all weatherproof textiles, including cotton, canvas and synthetic fabrics. Cleans effectively, revitalises water repellency and increases fabric strength and life-time by protecting against UV deterioration.

Great for cleaning & UV protection on:

- Tents, rucksacks, panniers, camera bags, awnings, marquees and more



How to use:



### Tent & Gear SolarProof®

The most effective and safest protection for synthetic tents and gear. Adds water repellency and protects against damage caused by the sun's rays. Effectively doubles the life of gear by slowing the effects of UV degradation and increasing the fabric's tear strength.

Great for waterproofing & UV protection on:

- Tents, rucksacks, panniers, awnings and more



How to use:



Learn more at [YouTube](#) Nikwax Global

## HOW TO USE

Cleaning and proofing synthetic, canvas, cotton and polycotton weatherproof textiles, including tents, awnings, rucksacks, camera bags and bike panniers.

### Cleaning - Tent & Gear SolarWash

#### Application

1. Erect tent or protect working surface and lay item flat.
2. Spray Tent & Gear SolarWash evenly to outside of fabric from a distance of 15cm.
3. Rub in with a damp cloth/sponge, paying attention to particularly dirty areas. Use a soft nylon brush to remove stubborn stains.
4. Rinse with clean water using a cloth or sponge. If not reproofing, allow items to air dry fully before packing away.

#### Coverage area\*

Use approximately 50ml of SolarWash per 1m<sup>2</sup> of fabric.

### Proofing synthetic textiles - Tent & Gear SolarProof

#### Application

1. If using concentrated Tent & Gear SolarProof, dilute the 150ml pouch in 350ml of water and mix well. (Or use 2 parts product to 5 parts water).
2. Spray, brush or sponge product onto fabric, avoiding rucksack straps. For large items apply in sections.
3. Wait for 2 minutes and remove any surplus product with a damp cloth.
4. Air dry item(s) ensuring they're fully dry before packing away.

#### Coverage area\* - Volume Guide

150ml Pouch - Concentrated	Dilute to 500ml / Cover 10m <sup>2</sup>
500ml - Ready To Use	Cover 10m <sup>2</sup>
1L - Concentrated	Dilute to 3.5L / Cover 70m <sup>2</sup>
2.5L - Ready To Use	Cover 50m <sup>2</sup>
5L - Concentrated	Dilute to 17.5L / Cover 350m <sup>2</sup>

Dilution ratio = Product 2 : Water 5

### Proofing canvas and cotton textiles - Cotton Proof

#### Application

1. Add 1 part Cotton Proof to 9 parts water and mix well. Use approximately 50ml prior to dilution per 3m<sup>2</sup> of fabric. (See page 11 for full product information).
2. Brush or sponge product onto fabric. For large items apply in sections.
3. Ensure product penetrates fabric surface and spread any runs.
4. Wait for 2 minutes and remove any surplus product with a damp cloth.
5. Air dry item(s) ensuring they're fully dry before packing away.

#### Coverage area\* - Volume Guide

50ml Pouch	Dilute to 500ml / Cover 3m <sup>2</sup>
300ml	(Full 300ml product) Dilute to 3L / Cover 18m <sup>2</sup>
1L	(Full 1L product) Dilute to 10L / Cover 60m <sup>2</sup>

Dilution ratio = Product 1 : Water 9

\*The coverage is approximate and will depend on the condition of the fabric being treated.

# Specialist Products

Nikwax offers a range of aftercare that maintains the performance and extends the life of your specialist gear. Gloves, climbing ropes, horse rugs, crash helmets and visors are just some of the other outdoor gear that Nikwax products help to protect.

For full information on each of these products visit our website:  
[nikwax.com](http://nikwax.com)

## CLEANING



## WATERPROOFING





# Product Selector

## Clothing & Accessories

<div>Product Selector</div>																
<div>Clothing &amp; Accessories</div>		Tech Wash	TX.Direct*	SoftShell Proof*	Cotton Proof	Polar Proof	Down Wash Direct	Down Proof	Wax Cotton Proof	BaseFresh	BaseWash	Wool Wash	Leather Cleaner	Leather Restorer	Glove Proof	Visor Proof
Waterproof																
Windproof																
Softshell																
Fleece																
Cotton & polycotton																
Down																
Wool base layers																
Synthetic base layer																
Wax cotton																
Motorcycle leathers																
Gloves (except fleece)																
Fleece gloves																
Motorcycle visors & ski goggles																





















Cleaner
 Waterproof
 Conditioner

\*Use Wash-In for garments with waterproof, breathable fabrics and Spray-On for items with wicking or absorbent liners.

# Product Selector

## Footwear


















						
	Footwear Cleaning Gel	Sandal & Sports Shoe Wash	Fabric & Leather Proof	Nubuck & Suede Proof	Waterproofing Wax for Leather	Conditioner for leather
Fabric & leather						
Nubuck/suede						
Smooth leather						
Sandals						
Running shoes & Climbing shoes						

Before



After

## Equipment

							
	Tech Wash	TX.Direct	Cotton Proof	Down Wash Direct	Down Proof	Tent & Gear SolarWash	Tent & Gear SolarProof
Synthetic sleeping bags							
Down sleeping bags							
Cotton, polycotton & canvas tents							
Synthetic tents & awnings							
Synthetic rucksacks, camera bags & panniers							

● Cleaner  
● Waterproofer







## *High Performance, Low Impact*

Nikwax is the global leader in safe, high performance cleaning, waterproofing and conditioning solutions for outdoor gear.

Our award-winning solutions are water-based and non-flammable. We are the only established outdoor aftercare company to have never used aerosols or fluorocarbons.

For more information and to view our entire range of products please visit: **nikwax.com**

**NIKWAX**  
HIGH PERFORMANCE | LOW IMPACT

BROOUTUK\_09\_19

**FREE** Nikwax samples when you play our WebQuiz  
**nikwax.com/webquiz**

**Get in touch:**

+44 (0)1892 786 400

@ info@nikwax.co.uk

nikwax.com

